

INFO PACK

*Youth Declaration on Sustainable and
Inclusive Economic Growth*



BRUSSELS (BE)



14-17 JUNE 2026



Co-funded by the
Erasmus+ Programme
of the European Union



ABOUT THE TRAINING




ABOUT THE TRAINING

Over four days in Brussels, you will take part in the creation of a Youth Declaration on Sustainable and Inclusive Economic Growth: a policy document, written and adopted by you and your fellow participants from across Europe.

This is not a standard training. You will draft, negotiate, and formally vote on the Declaration, experiencing firsthand how international policy documents are made.

You will also visit the European Parliament and a civil society organisation working on sustainability economic growth.



ABOUT THE TRAINING

By the end of the training, you will have developed practical skills in drafting, negotiation, and advocacy, and you will leave Brussels as a co-author of a document designed to reach real decision-makers at local, national, and EU level.

Your commitment does not end in Brussels. As part of your participation agreement, you and your national group will be responsible for sharing the Declaration with relevant authorities and stakeholders in your home country.





ACCOMMODATION




ACCOMMODATION

MEININGER Hotel Bruxelles City Centre

***Breakfast** and **dinner** will be provided at the accommodation for all participants.*

Please refer to the hotel's schedule for meal times and check-in/check-out procedures upon arrival.

The hotel is located a 15-minute walk or short metro ride from Brussels city centre.



Quai du Hainaut 33, 1080 Brussels, Belgium

TRAINING VENUE

Cité des Associations

***Breakfast** and **dinner** will be provided at the accommodation for all participants.*

Please refer to the hotel's schedule for meal times and check-in/check-out procedures upon arrival. The hotel is located a 15-minute walk or short metro ride from Brussels city centre.



Rue Émile Féron 153, 1060 Brussels, Belgium




An aerial photograph of a multi-lane highway interchange with several overpasses. The image is overlaid with a network of white lines and circular nodes, representing a digital or smart infrastructure theme. Various blue and white icons are scattered across the scene, including a cloud, a satellite, a car, a location pin, a battery, a Wi-Fi symbol, a person walking, a smartphone, a speech bubble, and a traffic light. A large, semi-transparent white banner is centered horizontally across the image, containing the word "TRANSPORTATION" in a bold, blue, sans-serif font.

TRANSPORTATION

TRANSPORTATION

From Brussels Airport - Zaventem (BRU)



By Train - Recommended (€13.60)

- The Airport train runs directly to Bruxelles-Central every 15-20 minutes.*
- From Brussels-Central, the hotel is a 20-minute walk or a short metro ride (line 2 or 6, direction Simonis. Stop: Comte de Flandre/Graaf van Vlaanderen).*

TRANSPORTATION



From Brussels Airport - Zaventem (BRU)

By Bus (€3-5)

- *De Lijn bus 12 runs from the Brussels Airport to the Brussels city centre, with several stops along the route.*
- *Check the De Lijn app for the stop closest to your destination.*
- *Tickets can be purchased on the De Lijn app or at the bus stop.*

By Uber or Taxi (€35-50+)

- *Available at the airport exit.*
- *Price varies depending on traffic and time of day.*

TRANSPORTATION



Flibco + Train/Metro (around €20)

- *Take the Flibco shuttle bus from Charleroi Airport to Brussels-Midi / Bruxelles-Midi station.*
- *Journey time is approximately 60 minutes.*
- *Tickets for the Flibco bus must be purchased in advance at flibco.com.*
- *From Brussels-Midi, take metro line 2 or 6 (direction Elisabeth, stop: Comte de Flandre/Graaf van Vlaanderen).*


PUBLIC TRANSPORT IN THE CITY

- *Brussels public transport (metro, trams, and buses) is operated by STIB/MIVB.*
- *Services **run from approximately 5:30 AM to midnight**, with reduced night services on weekends.*
- *Single tickets and day passes are available at **station vending machines, at kiosks, or via the STIB/MIVB app**, which also provides real-time schedules and route planning. A*
- *single journey costs €2.10 when purchased in advance via app; €3.00 from vending machines.*
- *For navigation, **Google Maps and Moovit** both offer reliable real-time public transport directions in Brussels.*





WHAT TO BRING




WHAT TO BRING

- *Valid ID or passport*
- *European Health Insurance Card (EHIC)*
- *Any prescription medication you require, with a copy of your prescription*
- *Comfortable clothing suitable for working indoors across several days*
- *A light jacket or compact umbrella — June in Brussels is mild but rain is possible*
- *A laptop / tablet, notebook and pen for the working sessions*
- *A water bottle*





WHAT TO EAT



WHAT TO EAT

Brussels has a rich and varied food culture. Here are a few things worth trying during your stay:




You will find many *“friteries”* where you can taste the famous Belgian fries! One of the best places is Maison Antoine in Place Jourdan!

Speculoos is a spiced shortcrust biscuit deeply embedded in Belgian food culture. Found in different variations, in desserts, as a spread, or as an ice cream flavour.



WHAT TO EAT



Two distinct varieties: the **Brussels waffle** (light, rectangular, often topped with fruit, chocolate, or cream) and the **Liège waffle** (denser, sweeter, with caramelised sugar). Both are widely available throughout the city centre!

Brussels has some of Europe's finest chocolatiers! If you have time, a visit to the Galeries Royales Saint-Hubert in the city centre is recommended.





WHAT TO VISIT





ARCHITECTURAL LANDMARKS

If you have free time during the training, here are some highlights:



EU QUARTER

Given the focus of the training, a walk around the European Parliament and the Schuman roundabout may be of particular interest.



GRAND PALACE

One of Europe's most impressive central squares, worth visiting any time. The nearby Galeries Royales Saint-Hubert, a 19th-century covered arcade, is architecturally stunning.



MUSEUMS:




Magritte Museum

The world's largest collection of works by the Belgian surrealist René Magritte, located in the Royal Museums of Fine Arts complex.




Cinquantenaire Park


A large public park anchored by a monumental triumphal arch, a short metro ride from the hotel.




USEFUL TIPS & SAFETY



SAFETY TIPS



- Stay alert in **crowded areas** and keep your belongings secure, as **pick pocketing** can occur in the city centre.




- **Areas to be cautious at night.** Exercise additional care around **Gare du Nord and Gare du Midi** in the late evening. Use official taxis or rideshare apps rather than walking alone in unfamiliar areas after dusk.



- Always keep your **ID** with you. Belgian law requires individuals to be able to identify themselves upon request.
- The European emergency number is **112**. For police, call **101**.



- June in Brussels is generally mild (16–22°C), but **rain is possible at any time**. A light jacket or compact umbrella is advisable.



- Brussels is **officially bilingual**: all signage, announcements, and public information appear in both French and Dutch. **English is widely spoken** throughout the city.



HEALTH



HEALTH



European Health Insurance Card (EHIC)

All participants are reminded to bring their EHIC. This card provides access to state-provided medical treatment in Belgium on the same terms as Belgian nationals. Without it, medical costs must be covered out of pocket.

If you require prescription medication, bring a sufficient supply for the duration of your stay along with a copy of your prescription.



CONTACT AND COMMUNICATION



Contact Us!



Project Coordinator in Lithuania

Austeja Amankaviciute

austeja@tavo-europa.eu



Co-funded by
the European Union



Join with Tavo Europa

Educator Pass 2026. You are welcome to join our new educational programme for 2026!

Dive into non-formal learning exploration for a 75 euro fee that will unlock your potential to join all training courses, professional study visits, events in Lithuania and abroad until the end of the year, and also supports us to find new exciting and exclusive opportunities for community members!

Please do not pay any fee until you receive a confirmation letter to join the programme. If you want to join the project, please fill the application form, whether you have already participated or not.

Bear in mind that Tavo Europa keeps the right to send the most suitable and motivated participants to all of our projects.

For more projects:

Explore the world and learn together with the help of Tavo Europa. Join the group with more opportunities:

<https://www.facebook.com/groups/186132221744993>



Co-funded by
the European Union

